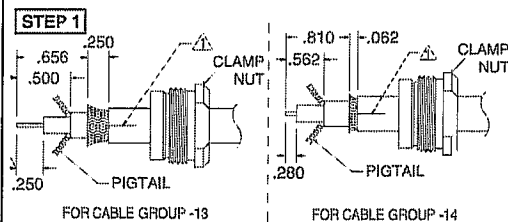


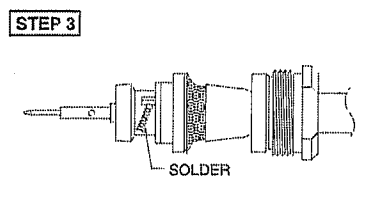
RED INDICATES ORIGINAL



**STEP 1**

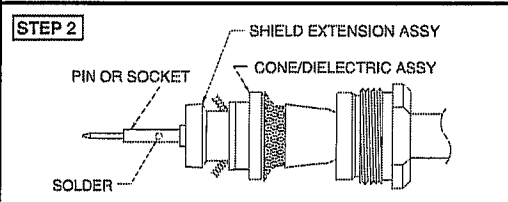
FOR CABLE GROUP -13      FOR CABLE GROUP -14

A. PLACE CLAMP NUT ONTO CABLE AS SHOWN.  
 B. STRIP CABLE AS REQD AND FLARE BRAID TO ALLOW FREE ENTRY OF CONE. (Δ: LATERAL SLITS 180 APART MAY BE REQUIRED FOR VERY INFLEXIBLE JACKET MATERIALS)  
 C. LIGHTLY TIN CENTER CONDUCTOR.



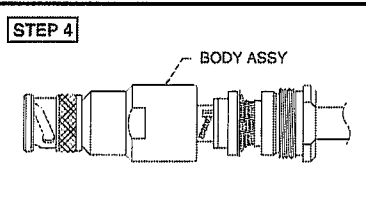
**STEP 3**

A. WRAP PIGTAILS BETWEEN SHIELD RIDGES AND SOLDER, BEING CAREFUL NOT TO ALLOW PIGTAILS OR SOLDER TO EXTEND ABOVE SHIELD RIDGES.



**STEP 2**

A. PUSH CONE/DIELECTRIC ASSY UNDER OUTER BRAID UNTIL BRAID IS FLUSH WITH EDGE OF CONE.  
 B. INSTALL SHIELD EXTENSION ASSY WITH PIGTAILS THRU SIDE SLOTS AND CENTER CONDUCTOR THRU CENTER HOLE UNTIL BOTTOMED AGAINST CONE/DIELECTRIC ASSY.  
 C. POSITION PIN OR CONTACT OVER CENTER CONDUCTOR UNTIL SEATED IN BORE OF SHIELD EXTENSION ASSY AND SOLDER IN PLACE.

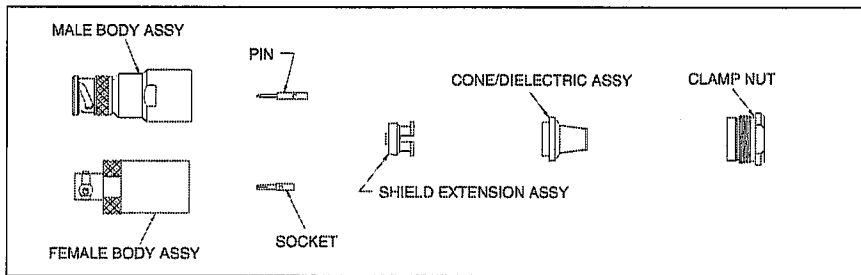


**STEP 4**

A. BRING CLAMP NUT UP ONTO TAPERED PORTION OF CABLE.  
 B. ASSEMBLE BODY ASSY OVER ENTIRE ASSY AND ENGAGE WITH CLAMP NUT.  
 C. WRENCH TIGHTEN TO 35-45 IN LB TORQUE.

MADE IN USA

**TROMPETER ASSEMBLY INSTRUCTIONS**  
**TAI-129 Rev E**  
**"Wrench Crimp"**  
**70 Series**  
**Concentric Twinax Connectors**  
**To .500 Dia. Triax Cable**



**TROMPETER**  
 ELECTRONICS, INC.  
 5550 E. McDowell Road, Mesa, AZ 85215  
 (800) 778-4401 Fax (480) 985-0334  
 Mfg. Code No. 14949  
 www.trompeter.com

MADE IN USA

1. PRINT TO SCALE.
2. IF INSERT CARD, THEN PRINT DOUBLE SIDED.

QTY	TOL. UNLESS SPECIFIED		DESCRIPTION	ITEM
DWN	BG	09/30/05	TAI / "WRENCH CRIMP" 70 SERIES CONCENTRIC TWINAX CONNECTORS TO .500 DIAMETER TRIAX CABLE	REV
CHK	DD	9/13/06	MATERIAL	REV
ENGR	QA		CODE IDENT	E
APPR	FM	10/3/05	14949	
			SCALE 1/1	
			DATE: 04-11-1984	
				SHEET 1 OF 1

DISK# MACVOL	DWG SIZE A	DATA CONTAINED IN THIS DOCUMENT IS PROPRIETARY TO TROMPETER ELECTRONICS, INC. AND SHALL NOT BE DISCLOSED, COPIED OR USED FOR PROCUREMENT OR MANUFACTURE WITHOUT EXPRESS WRITTEN PERMISSION	
		REV E	ECO 15868
REVISIONS		DESCRIPTION	DATE
UPDATE ADDRESS / CREATE INSERT STYLE			TAI-129
			DWN
			BG
			APPROVED
			FM
			DATE
			10/4/05